

## FELCO 200A-40 - Green

Two-hand pruning shear - Length 40 cm (15.7 in.) - STRAIGHT cutting head

Made in Switzerland by FELCO



35mm/1.4in. 400mm/15.7in. 665g/23.5oz.



- > **Reliable:** lightweight aluminium handles / blade and screw-mounted anvil blade made of high-quality hardened steel / clean, precise cut / all parts can be replaced
- > **Efficient:** easy, durable cutting adjustment / slimline cutting head / grooved anvil blade for better grip
- > **Ergonomic:** shock absorbers protect wrists and arms / handles with non-slip coating



## RECOMMENDED FOR

Our recommendation (★ = Recommended, ★★ = Strongly recommended, ★★★ = Best fit)

Viticulture	★★★
Arboriculture	★★★
Horticulture	★★★
Parks and Gardens	★★★
Nursery	★★★
Small hand	★★★
Average-sized hand	★★★
Large hand	★★★
Right-handed	★★★
Left-handed	★★★

---

## THE POINTS OF EXCELLENCE



### Straight cutting head

Ultra-precise cutting heads for the most demanding work.



### Micrometric adjustment

FELCO's micrometric adjustment system guarantees an optimal adjustment of the cutting head throughout the life of the tool. It ensures a clean and precise cut.



### Shock absorption system

The shock absorbers soften the impact upon finishing cutting as well as protecting the hand and wrist.



### Aluminium handles

Lightweight, super-strong materials.



### Modularity

The tool can be modified at any time to suit changing needs: in this product group, the user can change the type and length of handles, or switch from straight to curved cutting heads.

## ACCESSORIES



FELCO 902  
Sharpening tool  
Sharpening stone



FELCO 903  
Sharpening tool  
Sharpener

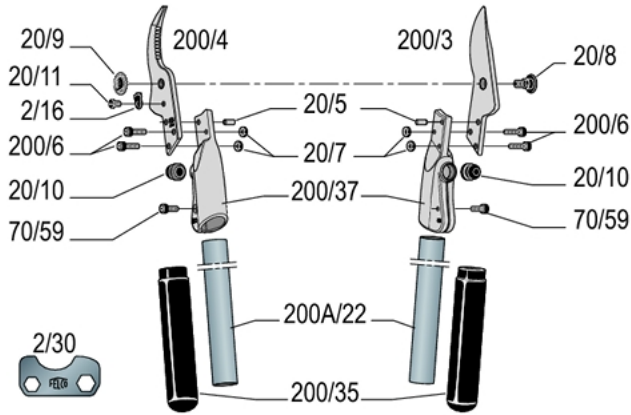




















FELCO 980  
Maintenance product  
Spray




FELCO 990  
Maintenance product  
Grease

### SPARE PARTS



FELCO	REF.	Designation	Composition	UCC Barcode
	2/30	Adjustment key	1x 2/30	
	200/3	Blade	1x 200/3	
	200/4	Anvil-blade	1x 200/4	
	20/93	Kit	2x 20/10	
	20/94	Kit	1x 20/9 + 1x20/8	
	200/37	Joint	1x 200/37 + 1x 20/10 + 1x 20/5 + 1x 70/59	
	200A/22	Aluminium handles length 22 cm (8.7 in.)	2x 200A/22 + 2x 200/35	
	200/35	Coatings	2x 200/35	
	20/5	Pin	1x 20/5	

	70/59	Screw	1x 70/59	 7 83929 40272 7
	200/6	Screw	1x 200/6	 7 83929 40181 2
	20/8	Bolt	1x 20/8	 7 83929 40177 5
	20/9	Nut	1x 20/9	 7 83929 40178 2
	20/7	Nut	1x 20/7	 7 83929 40176 8
	2/16	Locking segment	1x 2/16	 7 83929 40157 7
	20/11	Screw for locking segment	1x 20/11	 7 83929 40172 0
	20/10	Shock absorber	1x 20/10	 7 83929 40171 3

## MAINTENANCE



### Cleaning

It is advisable to clean your tool after each use.

If your tool is particularly dirty or subject to rusting after exposure to moisture, do not delay cleaning.



### Oiling

After cleaning, it is advisable to oil the tool so as to protect it from corrosion. The oil will also unjam the tool.



### Sharpening

It is advisable to sharpen your tool at least once a day, but if you feel that your tool is not cutting as well as usual, sharpen it right away!



### Dismantling

It is advisable to dismantle your tool on a regular basis, but at the very latest when it appears to be jammed.

## PARTS REPLACEMENT



### **Changing the blade**

When the blade and the anvil-blade no longer cross, or when the blade is badly damaged, it is advisable to change it.

Regulate the working of the blade and anvil-blade by adjusting the tightening of the nut. The blade should rub against the anvil-blade over 2/3 of its length.



### **Changing the anvil-blade**

When the blade and anvil-blade no longer cross and the anvil-blade is badly damaged, it is advisable to change it.



### **Changing the shock absorbers**

When the tool closes too abruptly during pruning the shock absorbers should be changed.